

# IMPRESSIONS

“Take nothing but photos, leave nothing but footprints”



Nancy McRae - Photographing in Iceland



Women Together Uganda Project ...

## Nancy McRae an Incredible Journey

## Impressions Newsletter ... Polar Bears, India, Mont Tremblant in the Fall and more ...



Welcome, I wanted to open this edition sharing some news about one of our Photo Trekkers and her incredible journey and the story behind it. Most of our followers and friends know Nancy McRae and of her love for photography. Possibly

over the years have even had an opportunity to travel with her on one of our Photo Trekkers destinations.

Nancy has a gift in being able to look at a scene locate unique items or pieces of landscape and turn them into beautiful images.

She enjoys landscape and macro photography, and loves to share her images with fellow photographers.

First I want to take you back to our Galapagos Islands Photo Tour in October of last year. I was very pleased that through the (con't pg. 2)



MONT TREMBLANT FALL TOUR  
SEPT 27TH TO 30TH, 2012



POLAR BEAR PHOTO TOUR  
OCT 27TH TO NOV 1ST 2012



INDIA PHOTO TOUR  
FEB 3RD TO 17TH, 2013

## Nancy McRae an Incredible Journey continued ...

encouragement of family and friends she choose to join us. You see for the past few years Nancy had been on another journey, the path many of have us have experienced when loosing a loved one. So it was time to find the calm after the storm, and her photography plays a big part in that inspiration.

During our Galapagos tour visiting and photographing the various islands, Nancy lost her footing and came crashing down on her knee. Of course it was not on a beach area close to the boats, but some 300 steps up the side of a dormant volcano we were photographing. Well, we got her down safely and transferred back to our ship, and with some ice and resting her knee was ok.

The group was heading back to the island, but I choose to stay with Nancy to make sure she was OK, nurses make the worst patients you know ... Nancy is a nursing educator at Lambton College in Sarnia, Ontario.

Durning our time, we just enjoying the ocean view and talked about many things including

life experiences, and where life takes you on it's journey.

Nancy told me that she had a desire to possibly go on one of the worlds Mercy Ships and volunteer her nursing services. She said she just knew there was something out there for her to do and since she loves to travel, that this would be a good fit for her.

I'm happy to report Nancy's knee healed and now almost a year later she has found that purpose, that incredible journey. On August 6th, Nancy departs for a Uganda, Africa Mission Trip called "Women Together" She will be working and teaching teens, and young women in several regions through out Uganda.

During this trip the team will be setting up clinics doing HIV tests, instructing on women's health issues and visiting some of the more remote villages.

Nancy from myself and all your friends, we wish you safe travels, and look forward to hearing about and seeing images of your incredible journey when you return home.



Image by Nancy McRae - Icelandic Horse



Image by Nancy McRae - B&W Spiral



Image by Nancy McRae - Solitude




Image by Nancy McRae - New Life

# Park Omega and Mont Tremblant Fall Tour

September 27th to 30th, 2012





You are invited to join us for a tour of wildlife and fall colours as we visit beautiful Parc Omega and Mont Tremblant located near Montebello, Quebec. The Montebello region is beautiful during the fall time, offering up many wildlife and landscape opportunities. One of the highlights of the tour will be a visit to Parc Omega. This wildlife reserve offers up a vast selection of wildlife roaming free throughout the 12 plus kilometer trail. The wolves are always a highlight and amazing to observe and photograph while visiting the park.

The last time we visited Parc Omega it was in the winter, and the black bears were hibernating, so on this tour there will be many opportunities to photograph them on this tour.

We have made arrangements with the park service to have use of their transportation and it be exclusive for our group. Space has been arranged that it will be only one person per seat, thus providing a window seat for each of our photographers. If necessary the park service will provide us with a second bus.

Only a short drive from Parc Omega is Mont Tremblant, offering up the colours of fall and many photo opportunities. We will be spending the better part of one day in and around Mont Tremblant. Plaisance Waterfalls will also be on our shooting schedule, the fall colours along the river adding to the experience. While visiting Montebello and Mont Tremblant we will be staying at the beautiful Auberge Montebello Hotel.

The cost of the tour is \$695.90 plus HST and includes, luxury motor coach transportation via Ayr Coach Lines, three nights accommodations at the Auberge Montebello, breakfast each morning, two dinners, all park admissions and workshops. This tour will be available for booking online on the Photo Tour Trekkers website commencing Friday July 27th. We look forward to you joining us on this weekend photo trek in September.



# Polar Bears - Churchill, Manitoba

October 28th to November 23rd, 2012

## ***Polar Bear Photo Tour:***

Experiencing the migration of the Polar Bear at the gateway to the Arctic Circle is beyond words. And to photograph them up close in their natural habitat is an experience you won't soon forget.

Join us in Churchill, Manitoba for an opportunity to photograph the Polar Bear from the tundra, dogsled, on foot and from the sky by helicopter. October 27th to November 1st, 2012.

We will be staying in Churchill at the Aurora Inn, centrally located to all our activities.

Weather permitting we will be keeping our eyes on the sky and if they are visible we will head out in the evening to photograph the Northern Lights.

We will be exploring and photographing the arctic tundra and venture into the tree line of the vast Boreal forest of the Canadian Shield. Caribou, Arctic Fox, Arctic Hare and Lemmings are other wildlife we may encounter. The Snowy Owl, Gyrfalcon, Ptarmigan and many other arctic birds that call this region home.

At the time of publishing our newsletter there are still 9 spaces available for this tour.

To reserve space please visit the Trekkers website and use our online reservations form. For additional questions please feel free to contact Shari Parker or myself at 519-679-8520 or toll free 1-866-614-7717.

***Single supplement is available for this tour.***



The cost of the tour is \$4650 CAD per person plus HST. If you wish to add the helicopter adventure it is an additional \$300.00 plus HST. Price based on double occupancy. Guests joining us from London and region airfare from London to Winnipeg direct via WestJet is \$313.20 per person plus air tax of \$86.25 and HST. Tour includes round trip airfare from Winnipeg, coach and transfers during our tour, two nights accommodations at the Hilton Suites in Winnipeg, and three nights accommodations at the Aurora Inn Churchill, all meals, tundra vehicle and dog sledding. Book on-line by visiting [PhotoTourTrekkers.com](http://PhotoTourTrekkers.com).

# Iceland Photo Tour - Wrap Up ...

June 15th to 23rd, 2012



## **Iceland Photo Tour:**

The land of fire and ice was another beautiful trip and I would like to thank all the photographers that joined me on this journey.





As we all discovered very quickly, the ice, bubbling mud pots and lava beaches are only part of what makes up this beautiful country. Her culture, heritage and proud people are what really Iceland is all about.

On this tour we traveled the circumference of the island, experiencing and photographing a large cross section of what Iceland has to offer. It was interesting on our return to Reykjavik, one or two of the photographers commented they would be happy to now do the trip around Iceland in reverse. This is a must see destination.

We had beautiful weather during our visit and the unique opportunity to do photography at 2:00 in the morning with lighting conditions as if were 7:00 in the evening here at home. This time of year the sun sets around 1:00 a.m. then skips along the horizon to rise again just 3 and a half hours later. This too, made for some great photography, we had a few naps during the day on the bus, but it was fun to capture images at that hour. Check out more images on our Iceland blog.

*"As always it was a great experience. I enjoyed traveling and photographing Iceland with all of you, but most important I know new friendships were made and we have all come home with some amazing images."*

James,



**POLAR BEAR PHOTO TOUR - OCTOBER 27TH TO NOV 1ST, 2012** - We are please to announce our second tour to Churchill, Manitoba to photograph the Polar Bears just prior to thier migration towards the artic. Tour details and registraton is now available by visiting [www.PhotoTourTrekks.com](http://www.PhotoTourTrekks.com) click on Polar Bear Tour.



## India February 3rd to 17th, 2013



Tiger Ranthambore National Park



Taj Mahal at sunset



Rickshaw Old Delhi

**India February 2013** - Our November India Tour has now sold out, and we have continued to have requests for space. So we are pleased to announce a second tour to India February 3rd to the 17th, 2013. This tour has limited space, we can take 15 photographers, we currently have 6 spaces available.

Our trek in February will have a similar schedule to the November tour. In November we will be attending the Puskar Festival and on the February trek we will experience the Maha Kumbh Mela festival in Allahabad. The Mela festival occurs once every 12 years and we will be there to capture it. Flying from Delhi to Varanasi will also be part of this trek.

On schedule for this tour include Delhi, Jaipur, and Agra which is famous for the Taj Mahal. While in Jaipur we will be visiting the Amber Fort located high on a mountain slope, we will ride via elephant to the top. And if you enjoy wildlife, our three Safari game drives at Ranthambore National Park to capture India's wildlife including the tiger will top off your photography experience.

Our India Photo Tour is \$5990.00 CAD per person plus air taxes of \$720.00, based on double occupancy, single supplement is an additional \$1595.00. Package price includes KLM International flights and return internal India flights from Delhi to Varanasi. For additional information, or to download a copy of our tour brochure or book this tour, please visit [www.PhotoTourTrekkers.com](http://www.PhotoTourTrekkers.com).



Haircut Old Delhi



School Girls Delhi



Working Camel

## Our India guide Dinesh Durrani - *Getting to know India*



Dinesh Durrani



**Getting to know India** - Facts and interesting information about Incredible India. Here's an opportunity for the photographers that are joining us on our India tour, and followers of our newsletter to learn a little more about India, her culture and people.

One of the things I enjoy the most about photo tours and because of the nature of this type of travel the detail and timing of our schedules are important. So I get to meet and work closely with some very interesting people.

On my pre-tour to India in April of this year, I had the pleasure of spending my 11 days learning about the country with India guide and naturalist, Mr. Dinesh Durrani. I knew after the first few days together, I had made a friend for life. Dinesh has a unique way of sharing his love of the country, it's history and his vast knowledge of nature. I might also add he enjoys photography and has a great sense of humour, so you know that both play well in my books.

During our time together I learned so much about the country, the people and culture. While visiting the various regions I was able to show him the sort of photography I like to make available to my photographers when we travel, and in turn he was able to help me create the unique schedule for our tours.

Dinesh is a noted wildlife conservationist from Rajasthan State of India, and has had a serious interest in wildlife tourism all his life. He started his career as a naturalist from Keoladeo National Park, Bharatpur in 1975. He has led many ornithology (the science of bird watching), wildlife and cultural expeditions throughout India.

Sariska game reserve has always been a place close to his heart. The tragedy of total wipe out of the tiger population from this world famous reserve in 2004 made him think of initiating actions to contribute to rebuilding of Sariska and the tiger population. He felt it was important to make every possible effort to preserve and develop this natural heritage. In 2008 Dinesh formed the Sariska Tiger Foundation, and through this organization has created a very large awareness of the importance of preserving and helping to increase the tiger population. The foundation has also successfully helped in re-introducing the tiger to Sariska. Photo Tour Trekkers were honoured to be made a lifetime member of the Sariska Tiger Foundation.

I had the pleasure while on tour in India of joining Dinesh and his family for dinner at their home in Jaipur. It was a great evening, plenty of fun, his whole family made me feel welcome. I know this will be the same experience for our photographers and guests when we visit India in November and again in February, as Dinesh will be joining us on both tours.



## Updating our website

and other travel projects ...



*“PhotoTourTrekKers.com is getting an update. Our new website will be ready to launch in 30 days.”*



**Website updating ...** We are pleased to announce that we have almost completed an update on PhotoTourTrekKers.com website. Over the past few months we have been working on a series of new elements to add to the website.

The new site will have a similar look to our current site but we have been able to add many additional functions including an interactive map to share our past tour locations, links to galleries of images from our past tours, face book friends, blog archives and secure booking pages to streamline our reservation process.

We will be ready to launch our new site in 30 days, and will make sure we send out a invitation for you to check out our new look.



### ***Current Tours and travel projects we are working on ...***

*Listed below is space availability on our current tours and a preview of some of the photo tours we have in the planning stages.*

Fall in Mont Tremblant and Park Omega - Sep 27th to 30th - 24 spaces available  
(tour opens for bookings Friday July 27th, 2012 at 6:00 a.m.)

Fall Day Tour location TBA - Sunday October 14th, 2012

Polar Bear Photo Tour - Churchill Manitoba Oct 27th to Nov 1st - 4 spaces available

India Photo Tour - Nov 18th to 27th, 2012 - 0 space available

India Photo Tour - Feb 3rd to 17th, 2013 - 7 spaces available

Looking forward to other tours in 2013 - Joshua Tree National Park April 2013, then in May 2013 New York City or Washington D.C., June 2013 Queen Charlotte Islands, August of 2013 Ireland and late October of 2013 Namibia.

A few other locations as we move into 2014 and beyond, Cambodia and Vietnam, Yosemite / San Francisco, Hawaii Volcano National Park, Outer Hebrides, Scotland, Tuscany, Machu Picchu, China, Kenya and Tanzania Photo Safari, Galapagos Islands and Quito, Grand Canyon Colorado River Tour (yep on the river exploring the Grand Canyon)



# Fireworks using a Neutral Density Filter



Image by Tom Bricker

## Photographing Fireworks with a Neutral Density Filter:

*This tip is by Tom Bricker a photographer specializing in photography at Walt Disney World and Disneyland. He also runs Disney's Tourist Blog.*

As most landscape photographers probably know, neutral density filters reduce the intensity of light reaching the lens, to allow longer shutter speeds or larger apertures. Think of them as sunglasses for your lens. While these filters have long been used for landscape photography, they aren't typically considered for fireworks photography. At least not yet.

Neutral density filters allow longer shutter speeds, assuming the same aperture and ISO level. For example, if you were photographing a fireworks show and found that a shutter speed of 10 seconds at f/16 and ISO 200 achieved a proper exposure, a shutter speed of 80 seconds at f/16 and ISO 200 would be the proper exposure with a ND 0.9 filter. That's a lot of pyro in a single shot, and the frame

resulting from such a long exposure can be very

impressive!

Given that exposure lengths will easily eclipse 30 seconds,

you need to

mount your camera on a tripod and utilize a remote shutter release when using a neutral density filter. Shutter speeds will typically be so long that using bulb mode is a necessity. This will require you to keep track of your exposure time mentally, while hoping that those pretty explosions don't distract you. You may want to carry a stop-watch or use a timer on your phone (there's an app for that!) to track your exposure time.

With exposures that long, there are obviously difficulties in using neutral density filters for photographing fireworks. You will typically take fewer photos per show. This means you have less of a margin for error, since, if you mess up one shot, that might be 20% of your photos for a particular show, whereas if you're not using an neutral filter, one messed up shot is probably only going to constitute around 5% of your photos from the show. In addition to this, you're more likely to make mistakes, as the combination of watching the fireworks and determining when

to open and close your shutter based upon your mental count of the number and intensity of bursts can lead to over or under-exposed shots.

As far as which filter to get, the ND 0.9 filter has become the filter of choice for fireworks photographers due to its price and because it typically achieves optimal exposure lengths, but another option to consider is the ND 1.8 filter. Far fewer brands make ND 1.8 filters, and those brands that do are usually more expensive, but this filter is much more versatile for non-fireworks uses and offers a couple of advantages over the ND 0.9 filter.

First, since it stops 6 stops of light as opposed to the 3 stops of light that the ND 0.9 stops, you will be able to maintain the same long exposures as with the ND 0.9 filter while lowering your aperture even further. A lower aperture, in the f/5.6-f/8 range minimizes diffraction and maximizes sharpness, but also prevents the burst trails from becoming narrower, which occurs with smaller apertures.

With this information and these settings in mind, you should be prepared to photograph fireworks with a neutral density filter! Remember, this type of fireworks photography is more advanced, and does have a steep learning curve. Do not get discouraged if your first few tries at shooting fireworks with a neutral density filter are unsuccessful. As with all aspects of photography practice makes perfect.

# 2012 / 2013 Photo Tours



## Mount Tremblant & Park Omega Sept 27th to 30th, 2012

October offers up fall colours, and Park Omega will offer up interesting animals such as the Wolves and Bears. This will be a great weekend photo trek and to top it off with great colour a visit to Mont Tremblant. The cost of the tour is \$695.90 plus HST, this tour is open for booking commencing Friday July 27th,

## Polar Bears Churchill Manitoba Oct 28th to Nov 3rd, 2012

After a great response to our first trek we are pleased to offer this tour again in 2012. The polar bears, combined with the tundra of Canada's North make a perfect backdrop for photography. Book space today.

## India Photo Tour November 19th to 30th, 2012

Offering up beauty, culture, urban life and landscapes our India Photo Tour will be an experience to photograph and remember. This tour is now sold out, but due to continued space requests we are pleased to be offering it again in Feb of 2012.

## India Photo Tour February 3rd to 17th, 2013

Offering up a similar schedule to our November India Photo Tour, we are pleased to offer a second tour to India. On this trek we will be attending the Maha Kumbh Mela Festival near Varanasi. This tour is now available for booking. The cost of the tour is \$5990.00 plus air taxes of \$720.00 CAD. Please visit the website for tour registration.

If you are interested in one of our future tours please send us advance notice to reserve space to [jcowie@carlsonwagonlit.com](mailto:jcowie@carlsonwagonlit.com)

## Joshua Tree National Park and Mojave Desert April 2013

America's southwest experience continues with this trek.

## New York City or Washington DC May 2013

We are currently working on one of the following locations for May of 2013. A repeat trip to NYC or possibly a photo tour to Washington D.C.

## Queen Charlotte Islands June 2013

The west coast at it's best, join us on a nature exploration of the Queen Charlotte Islands and Prince Rupert.

Additional details will be available on this tour very soon.

## Ireland August 2013

The beauty of the Emerald Isle comes alive with this trek in 2013

## Namibia October 2013

Africa at it's best the fall of 2013, this trek will reward photographers with beauty beyond belief. The Namibia desert is to be experienced besides photographed.

### Additional Tour Dates:

Tuscany Photo Tour August 2014

Machu Picchu October 2014



### **Booking your Photo Tour**

Booking one of our photo adventures only takes a few minutes and is quick and easy with our online booking form. [www.PhotoTourTrekks.com](http://www.PhotoTourTrekks.com) Select the tour you wish to join from the main page then once you have reviewed the tour click on the register link and you are set to join us on the trek.

### **Contact Information:**

1-866-614-7717  
1-519-679-8520  
James Cowie ext. 2223  
Shari Parker ext. 2231



TICO Registration #50017274

PHOTO  
TOUR TREKKERS



Tour Details, Dates, Brochures and On-line booking available at [www.PhotoTourTrekks.com](http://www.PhotoTourTrekks.com)