

# IMPRESSIONS NEWSLETTER



*in conjunction with*



## Machu Picchu Photo Tour November 3rd to 10th, 2014

### Impressions Newsletter ... "Photographing the Lost City"

Often referred to as the Lost City, Machu Picchu was built by Incas around 1450, but was abandoned a century later during the time of the Spanish Conquest. Although the ruins were known locally, it was unknown to the outside world

until 1911 by the American historian Hiram Bingham. By 1976, thirty percent of Machu Picchu had been restored. In 1983 Machu Picchu was designated a UNESCO world heritage site. Restoration work

and exploration continues on the site to this day.

Join us November 3rd to the 10th as we photograph and explore the Lost City. During our tour we will also be spending time in Lima, Cusco, and the Sacred Valley. We will be taking



MACHU PICCHU PHOTO TOUR  
NOVEMBER 3RD TO 10TH, 2014



ICELAND NORTHERN LIGHTS  
END OF FEBRUARY 2015



GALAPAGOS ISLANDS PHOTO TOUR  
JUNE 7TH TO 17TH, 2015

# PHOTO TOUR TREKKERS

## “Machu Picchu Photo Tour”

the scenic train ride from Cusco to Machu Picchu. Our tour departs from London and includes international flights from Toronto to Lima, internal flight to Cusco, and train to Machu Picchu, all hotel accommodations, transfers and admissions, breakfast each morning, 2 lunches a welcome and farewell dinner.

The cost of the tour is \$3545.00 CAD plus air taxes of \$192.35 based on double occupancy. We also have a limited amount of single supplements available for \$499.00. Our tour is limited to 10 guests.

Additional information is available by visiting Photo Tour Trekkers website at


[www.PhotoTourTrekking.com](http://www.PhotoTourTrekking.com)

You may also contact James at [jcowie@carlsonwagonlit.com](mailto:jcowie@carlsonwagonlit.com) or [s.parker@carlsonwagonlit.com](mailto:s.parker@carlsonwagonlit.com)

for Shari by phone at 519-679-8520 or toll free 1-844-614-7717 ex 2223 for James and ex 2231 for Shari.



Salt Flats, Sacred Valley, Peru



### Fall Photo Tour - “Ripley’s Aquarium” - October 18th, 2014

Mark your calendar for Saturday October 18th, 2014. We will be hosting an evening photo shoot at Ripley’s Aquarium in Toronto. Departing London mid day on this tour we will be visiting the Distillery District, dinner at the Old Spaghetti Factory and our evening shoot at Ripley’s Aquarium. Visiting the Aquarium during the evening will allow us plenty of time and space to photograph the many opportunities Ripley’s Aquarium has to offer. The tour will be available for booking later in August. Sign-up for early notice by leaving us your name and email address on the Future Tours page on Trekkers Website. We look forward to you joining us for this photo tour in October.



Image Bill Hall

Tickets now  
available on-line

October 4th & 5th, 2014

- Two Keynote Speakers
- 6 Workshops
- 2 Day Schedule
- Photo Contest
- Wine & Cheese receptions



Photo Tour Trekkers is pleased to be partnering with the Photography Club of Bayfield for the second annual Bayfield Foto Fest, Saturday October 4th and Sunday October 5th, 2014.

Over the two days of Fall Foto Fest participants will have the opportunity to attend two photo keynote presentations and choose from 6 workshops. Come for the day or come for the weekend. We have created a workshop schedule that allows you take two of our six workshops in one day or four of our six workshops over two days and a different keynote presenter of Foto Fest.



### Weekend Workshops

- |                         |   |                 |
|-------------------------|---|-----------------|
| Photography 101         | - | Digital Video   |
| Embrace Your Creativity | - | Post Processing |
| Creative Lighting       | - | Photography 101 |



***Fill workshop course description on the next page of our Newsletter.***

The cost of the event is \$50.00 for one day or \$80.00 for two. If you belong to a camera or photographic club or are a student the fee is \$40.00 for one day or \$65.00 for two days.

***Registration is easy and available online by visiting Photo Tour Trekkers website link below.***

<http://phototourtrenners.com/news/bayfield-foto-festival/>

If you choose to join us for the weekend and would like accommodations we are please to pass on the following locations that have offered a special rate for Fall Foto Fest attendees. When making your reservation please tell them you are attending Fall Foto Fest to receive the special rate.

**Pine Dale Motor Inn - 107 Ontario Street, Grand Bend. ON 1-888-838-7463**

**Oakwood Resort - 70671 Bluewater Highway, Grand Bend, ON 1-800-387-2324**



## Fall Foto Fest Workshop Descriptions



### **Weekend Workshops**

#### **Photography 101: *Take the triangle route to the perfect image***

It's never too late for a little 101, knowing photography basics is important in creating great images. During our 101 workshop we will spend time reviewing the basics of exposure, how your camera settings affect your final image and creative ideas to think about when composing your image.

#### **Digital Video: *Get more from your video-capable digital camera***

Most digital SLR and Point and shoot style cameras have a video function. Have you ever used it? Would you like to make your presentations more interesting by mixing in a small amount of video? or just share some motion from your holiday or special occasion on facebook? This workshop will help you understand more about what you can do with your camera. We will be doing both classroom and hands on activities so make sure to bring your camera to the workshop.

#### **Embrace Your Creativity: *Break the rules***

Feeling in a rut or no longer excited about your photography. Has it been a while since someone said "WOW" to one of your images. Maybe it's time to embrace your creativity. This workshop is not about composition and rules, but rather about what stimulates our brains and how to apply that to photography. We'll show you practical exercises you can do to stimulate your creativity and spice up your photography. There will be an opportunity to try some of the exercises, so bring your camera and your imagination.

#### **Post Processing: *Explore Adobe Lightroom, Elements & Photoshop***

In today's digital world one of the most important steps in your photography is post processing. What you do with your images once you have uploaded them to your computer is now a big part of your end result. We will spend time looking at the options Lightroom has to offer and how the program interacts with Adobe Photoshop and Elements. Then on to exploring your creative side, we will feature ideas of using your computer and post processing to come up with some beautiful end results. You will be required to bring your laptop computer with a copy of Lightroom installed.

#### **Creative Lighting: *Illuminate your ideas with studio and flash lighting***

We are pleased to have the use of the Bayfield's Virtual High School studio for the weekend. During our workshop you will have opportunity to try easy lighting set-ups, experience how reflectors and bounce affect your creation and learn how to balance your light. We will also look ways to set your exposure, trigger your flash, and how to unleash the power of your flash unit.

#### **Phoneography: *Create images with your cell phone***

We have one, and have snapped the odd picture or two with our cell phones. They are actually a pretty powerful way to capture images and during this workshop we will explore the possibilities. There are many hidden features, downloadable Apps, and attachments you can now use on your phone. You will never look at your cell phone or snap a pic the same way again.

***Registration and additional information is available by visiting Photo Tour Trekkers Website. See all the events, select your workshops, register and register online.***

***<http://phototourtremmers.com/news/bayfield-foto-festival/>***





# Photo Contest - Fall Foto Fest

"Topic - Embrace Your Creativity"



Annual  
Bayfield  
**FALL FOTOFEST**  
"Embrace Your Creativity"

## Photo Contest

*Photo Contest Subject: Embrace Your Creativity*

*A contest that lets you unleash your creative side. Show us your photo talents. Interesting landscape perspectives, urban life, photoshop designs, big, small, creative, people or portraits ... If you can dream of a creation we want to see it. We have kept the rules to a minimum for the maximum amount of creativity. Up to three entries per person; see rules for full contest details on the next page or online below.*

### **1st Prize:**

Tour to Iceland "Northern Lights"

### **2nd Prize:**

\$400 Camera Gear Certificate

### **3rd Prize:**

\$150 Visa Gift Card

Contest Deadline  
Noon October 4th, 2014

List of drop off locations  
on Trekkers website.

<http://phototourtrekkers.com/tours/fall-foto-fest-photography-contest/>



# Fall Foto Fest - Photo Contest Details

Contest Deadline Noon Oct 4, 2014 - List of drop off locations on Trekkers website

## Fall Foto Fest Photography Contest “Embrace Your Creativity”

We are looking for your most creative work. Submit up to three mounted images maximum print size of 17 inches in length.

Winners will be announced during Foto Fest on Sunday October 5th at our wrap-up Wine & Cheese reception, Bayfield Town Hall.

If you would like to email your digital image and have it printed and mounted by our print sponsor, see details below.

No entry fees ... Details on print submission locations, print size and deadlines are listed in the contest rules.

### **EMAIL AND PRINT OPTION:**

If you would like to email your image to our printing sponsor Baillie's Picture Framing Inc in Grand Bend. They will print your image, mount and accept your submission for the contest. See print size and price list below.

To submit and print please follow the link below, fill out an online submission form and upload your print order.

<https://www.phototourtrekkers.com/index.php/upload>

- 8x10 Print and Mount \$ 6.00 plus hst
- 8x12 Print and Mount \$ 8.00 plus hst
- 11x14 Print and Mount \$13.00 plus hst
- 11x17 Print and Mount \$17.00 plus hst

Prints will be mounted on a black matt board with a 1 inch border.

### **Contest Rules**

- Max 3 entries per person.
- Submission size minimum 8x10 inches to a maximum of 17 inches in length and must be mounted on black matt board please leave a minimum of 1 inch border. No picture frames.
- Size examples 8x10, 10x12, 11x17, note panorama prints are creative and accepted.
- Entrants must be 18 years of age or older.
- Each photo must be submitted with a completed and signed entry form. Tape your form to the back of the photo, do not staple.
- Contest limited to amateur photographers. Our rules define a professional photographer as someone who makes 50% of their income from the photography profession.
- Entries must be your own image, digital editing is acceptable but must be done by the person submitting the image.
- Photos remain the property of the photographer but submitted images may be used by the Fall Foto Fest Committee for promotional purposes.
- Fall Foto Fest, the Fall Foto Fest Committee or drop off outlets are not responsible for damaged or lost prints.
- Photos may be picked up at Fall Foto Fest after close of the weekend event or from the location of drop off Oct 7th to 20th, 2014.
- Submission Deadline at drop off locations 4:00 p.m. September 26th, 2014. Drop off locations listed on the entry form on back.
- Submissions will be accepted until Noon Saturday October 4th at the Town Hall Registration Desk at our Fall Foto Fest event in Bayfield. Ontario.



<http://phototourtrekkers.com/tours/fall-foto-fest-photography-contest/>

# Photoshop Tip ...



## Photoshop Tip

If you have CS5 or recent versions then you will have experienced the power of Content Aware. This content filler has been a handy addition to Adobe Photoshop. You use it when using the healing brush content scaling and content aware move tool.

How Content Aware works ... it lets Photoshop examine the actual contents of your image by looking at the pixels that surround your selection. Then it tries to figure out the best way to remove or repair the damaged or unwanted area you've selected. Cloning made easy.

Another great feature of Content Aware is that it can make filling in an image after straightening a horizon or assembling a panoramic an easy task. All you do is select the empty area of your image and Content Aware will do the rest.

Let's try this technique on completing the assembly of a panorama image. Once you have completed the assembly of your pano, merge the layers (not flatten) Fig 1, then right click or command click on the image in your layers box. This will select the image area. Now from the file select on the top of PS choose Select then click on Inverse Fig 2. This now changes your selection from the image to the empty space. Then click on Select again, then click on Modify and select Expand Fig 3. Photoshop will ask you to select the amount of pixels choose 8

pixels for a start, Fig 4, then click OK. This expands your selection so Content Aware has a reference of what to copy. Then the final step, select Edit, the Fill Fig 5. The box will give you a series of choices, select Fill with Content Aware Fig 6. As soon as you click OK Photoshop will get to work and fill in the blank empty regions of your image. This technique is 98% accurate, but sometimes requires you to do a small amount of retouching once Content Aware is completed. Fig 7.

Fig 1



Fig 2

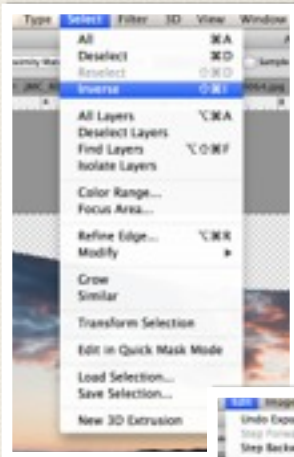


Fig 3

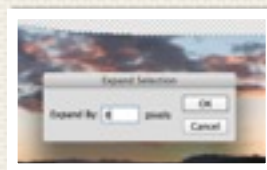
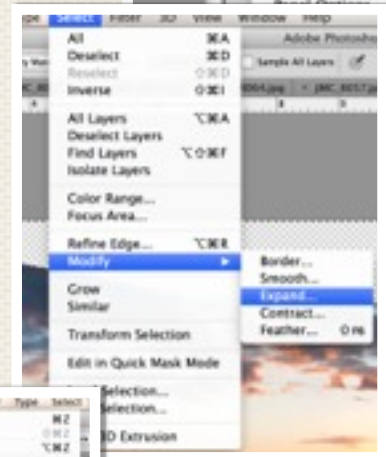


Fig 4

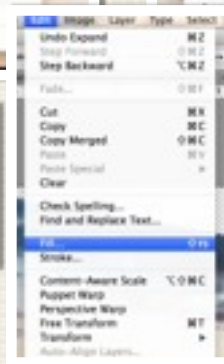


Fig 5

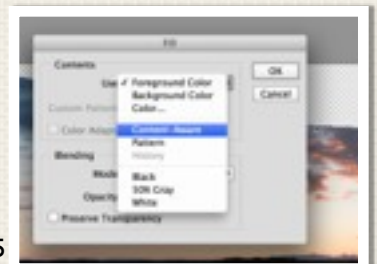


Fig 6



Fig 7



## 2015 Tours and your RBC Points

**2015 Departures** - We are currently working on some of our 2015 Tours.

June 7th to the 17th, 2015 we have chartered our own Yacht for our Galapagos Islands Photo Tour. During our tour we will be visiting the various islands that make up one of the most interesting places you can experience in the Pacific. We have just confirmed our air space for this tour and will be releasing it for booking within the week. This tour will be limited to 15 guests, we will be traveling via Quito, Ecuador.

February 8th to 22nd, 2015, Vietnam and Laos. We are finalizing our itinerary and invite you to join Ottawa photographer and Trekkers co-host Vanessa Dewson and myself as we explore and photograph this beautiful part of Asia. We will be offering departures from Toronto and Ottawa for this photo trek.

Late February into March, 2015 our Iceland Northern Lights Photo Tour. The beauty of Aurora Borealis from an Iceland perspective. Iceland will set the backdrop for some amazing photos of the Northern Lights and the Land of Fire and Ice.

Sable Island, May of 2015. Located 300 km south-east of Halifax, Nova Scotia, Canada, is renowned for its wild horses and shipwrecks. It is also an island with a fascinating geology and natural history that reflect the challenge of surviving wind, waves and isolation.

England Photo Tour mid August of 2015, London, Wales, Cornwall, Guernsey, and the Cotswolds. More details as we work on the arrangements for this tour. We had slated Israel for 2015 but given the current climate we have postponed this tour for now.

Later in 2015 we are also working on Churchill in July, Kenya & Tanzania for the migration in September and Hawaii mid November and possibly a small group to southern India.


I look forward to sharing more about the tours as we complete the arrangements. If you would like to have advance notice or make an early reservation for any of our photo tours please visit the Future Tours page on Trekkers website and leave us your name and email.



*Introducing the Queen of the Galapagos an elegant and luxurious catamaran cruise ship. The catamaran design offers a smooth sailing experience.*



*The 8 member crew and Naturalist Guide are onboard to assist with all your travel needs.*



If you are an RBC rewards client did you know you can redeem your points towards any Photo Tour Trekkers Tour, ... and if you book your tour with your RBC Visa rewards card you also receive points. Next time you are completing your registration with us make sure to ask about your points.



# Photo Adventures ...



*"I look forward to photographing and sharing some of the beautiful locations our world has to offer."* James

If you have traveled with me in the past I'd love to feature some of your images on Trekkers website in Pic of the Day. To share an image visit the link below.

<http://phototourtrekkers.com/news/submit-image/>



Like our Facebook page: <https://www.facebook.com/pages/Photo-Tour-Trekkers/>



Follow us on Twitter: <https://twitter.com/PhotoTrekks>



Chicago Weekend image by Paul Garner



Haida Gwaii image by Nancy McRae



Outer Hebrides Scotland image by Deb Hall

## **Booking your Photo Tour**

Booking one of our photo adventures only takes a few minutes and is quick and easy with our online booking form.

[www.PhotoTourTrekkers.com](http://www.PhotoTourTrekkers.com)

Select the tour you wish to join from the main page then once you have reviewed the tour click on the register link and you are set to join us on the trek.

## **Contact Information:**

1-866-614-7717

1-519-679-8520

James Cowie ext. 2223

Shari Parker ext. 2231



TICO Registration #50017274

Tour Details, Dates, Brochures and On-line booking available at [www.PhotoTourTrekkers.com](http://www.PhotoTourTrekkers.com)