

# IMPRESSIONS

*"Take nothing but photos, leave nothing but footprints"*



## October 5th & 6th, 2013



# Bayfield FALL FOTOFEST



### Impressions Newsletter ...

### Join us ... Bayfield FALL FOTOFEST October 5th & 6th, 2013

**Bayfield Fall Foto Fest** the weekend of October 5th & 6th, 2013.

You are invited to join us for a day of photography and learning on the shores of Lake Huron in the beautiful town of Bayfield, Ontario.

Participants will have the opportunity to partake in photo presentations and workshops. In the morning, followed in the afternoon by

a linked Photowalk accompanied by our guest photographers. We will be providing a choice of workshop topics that compliment each of the four photowalks being offered.

On the Nature Walk we will be working with wide-angle and macro photography. The Water Walk, reflections and light, and the Village Life Walk, how to tell a story with

your photography. Our forth photowalk, Working beyond the Auto Setting is a photo walk for the budding photographer wishing to expand their horizons.

Each walk will be held on local routes and trails that correspond with the workshop subject.

You can register and attend one day or select the two day price and



NAMIBIA PHOTO TOUR  
OCTOBER 23RD TO NOV 7TH, 2013



VIETNAM & CAMBODIA  
FEB 20TH TO MAR 6TH, 2014  
APRIL 3RD TO 17TH, 2014



FESTIVAL OF NORTHERN LIGHTS  
CHRISTMAS TOUR - OWEN SOUND  
SUNDAY DECEMBER 8TH, 2013



- Image by Jack Pal



Dave Chidley



James Cowie



Deb Hall



Bill Hall



Vanessa Dewson

### Fall Foto Fest Continued ...

register for the both days of the event. Selecting a different photowalk workshop each day.

Both days of the event will begin with a keynote presentation at the Bayfield Town Hall. On Saturday, "The Art of Observation" and Sunday "Finding your Creative Side"

Our guest speakers for the weekend are photographers from different fields in the industry and hosts for Photo Tour Trekkers. Dave Chidley's workshop and photowalk theme is telling a story. Vanessa Dewson is Nature and Macro, James, Water and Working with Light. Bill and Deb Hall, Your Camera Beyond the Auto Setting.

Each day we will wrap up with

a wine and cheese reception offering opportunity to meet fellow participants of the days events, photographer hosts, and local Bayfield Camera members. And don't forget opportunities to capture a Bayfield sunset.

The cost of the event is \$50 for one day or \$80 for two days. If you belong to a camera club or are taking a photo course in school the fee is \$40 for one day or \$65 for the two days.

We look forward to seeing you at our first annual event. For full workshop details, sign-up and registration please visit Trekkers website at the link below.

<http://phototourtremmers.com/news/bayfield-foto-festival/foto-fest-registration/>



Bayfield at Sunset - by Conrad Kuiper



Fall Colours Bayfield - by Gary Lloyd-Rees



Twilight Bayfield Marina- by Conrad Kuiper

**Fall Foto Fest Sponsorship:** I was honoured when Photo Tour Trekkers was asked to work with the Bayfield Photo Club and the members of the the Fall Foto Fest committee. It has been a great pleasure to help with the first annual photo event. We are pleased to take a sponsorship roll in the project, but I also feel it is important to acknowledge the hard work of the members of the Bayfield Camera Club and the folk within the Bayfield community and businesses that have offered their help and sponsorship for the weekend too.

We would like to thank Ballie's Picture Framing of Grand Bend, Blyth Printing, Carlson Wagonlit Travel, Fiat of London, Foodland Bayfield, Gay Lea Foods Cooperative, Huron Ridge Acres in Zurich, McClymont Century Orchards, The Little Inn of Bayfield, The Secret Garden B&B, Tim Hortons Clinton, Urban Farm + Media Design and Virtual High School. A special thanks to Friends of the Bayfield River, the Chamber of Commerce and the Bayfield Lions Club. *James*

# Vietnam & Cambodia Photo Tours

February 20th to March 6th & April 3rd to 17th, 2014



“A voyage of Culture and Discovery”



Temple Lady - Ho Chi Minh City

You are invited to join me on a photography tour of culture and discovery as we travel to Vietnam and Cambodia for two tours. Our first tour departing in February of 2014 and the second in April of 2014. Both adventures are designed to accommodate 15 guests.

Vietnam the beautiful wonder of Asia ... Busy street markets of Hanoi, miles of rice patties, the mystical landscapes of Ha Long Bay await the creative photographer. This is going to be an exciting voyage of Culture and Discovery. As you travel to the different districts of this country you will experience a diverse culture of people who are friendly and anxious to show you the hidden beauty of their land.

We will begin our tour in Hanoi, a city steeped with history and colour, where we will be entertained by a water puppet show set to live music. You will experience the mysteries of Ha Long Bay, which translates to Descending Dragon Bay. A UNESCO world heritage site set on 600 square miles of water and over 3,000 limestone karsts and isles which make up an unbelievable landscape.

Rounding out our tour we will visit many other historical and landmark regions of the country, including Hoi, Ho An where we will spend time with a local photographer and visit some of the rural villages and rice paddies, then on to Ho Chi Minh City, (formerly known as Saigon) and the famous Chinese Market, one of my favourite locations. We will top off our experience with a short flight to Siem Reap in Cambodia and the magnificent Angkor Wat Temple and National Park. The market square in Siem Reap is a hive of activity and will be just one of the many destinations we visit.




Hoi An Market

If you are interested in booking one of our two photo tours the cost of the tour is \$6499.00 plus air taxes of \$390.00 based on double occupancy. Single supplement is available for \$1,350.00 CAD. Price includes return airfare flying direct via Cathay Pacific Toronto to Hong Kong, then connecting to Hanoi Vietnam, all internal flights, all land transportation and admissions, an overnight cruise on Ha Long Bay and a cruise on the Mekong Delta, a Dinner Cruise in Ho Chi Minh City, and breakfast, lunch and dinner each day. If you are interested in booking the tour, reading our complete day by day itinerary, to download the travel brochure, or to reserve space please visit Trekkers website at <http://phototourtrekkers.com/> then select February or April Vietnam Tour. You may also contact Shari Parker or myself at Carlson Wagonlit Travel 519-679-8520 or toll free 866-614-7717 Shari extension 2231 James extension 2223.



Ha Long Bay - Floating Fishing Village



TICO Registration #50017274

# My Vietnam Experience:

by James Cowie

## Ho Chi Minh City - January 2013 ...

Through my travels I have met some very interesting people and made some life long friendships. While on my pre tour visit to Vietnam I had the pleasure of meeting a young Vietnamese lady by the name of Xuan Nguyen. Xuan did her post graduate studies at Franklin & Marshal University in Pennsylvania, USA through a scholarship awarded during her last year in high school in Ho Chi Minh City. Xuan's studies were cut short during her second year when she became sick and had to return home to Vietnam for a period of time.

While at home Xuan had to spend some time in the hospital where she saw first hand how hard it can be for Vietnamese children and their families when they become ill. Not only do the children have to spend time in hospital but until they are 18 years of age a parent must stay with them. This is required to help take care of the children and to bring in food each day as their health care system works very different than here at home.

Xuan fell in love with the children and saw the need for helping the parents with activities for the children while in hospital. After completing her studies and returning home to Ho Chi Minh City she started volunteering at the hospital working with the children with crafts and helping them to learn how to read and write as all studies come to a halt during treatments. At this time Xuan also learned of another young woman that was concerned for the health and happiness of the children by the name of Le Thanh Thuy or who is better known as just Thuy.

Thuy has sadly passed away just before her 20th birthday, losing a five year battle with bone cancer, but her legacy lives on through a program and eventual foundation she created called Thuy's Dream. The newspaper in Ho Chi Minh City learned of a blog Thuy created called, Give me just a little more time, thus helping her by setting up the foundation in her name. Thuy wrote on her blog daily of her life experiences coping with cancer and writing of ideas she was constantly working on to make the other children going through this feel loved and not forgotten. It was important to Thuy to make sure the children were still part of life, surrounded by the all important family and friends. Thuy was nicknamed "Sunflower" and a rapid movement from the community started coming forth with donations to help families with their needs when a child is going through such an experience. When the cancer moved into Thuy's hip she had to have it removed, which meant she could no longer sit up properly. Thuy's family who owns a small street cafe, set up their living room for Thuy, so she would not have to try getting up the stairs for bed each night.

Thuy's school friends used to visit her every day and painted a sky on the ceiling complete with a sunrise and sunflowers. They even painted sunflowers on the walls, with space for Thuy to add photographs. This helped Thuy greet each morning with sunshine that matched her endless smile despite the pain she was experiencing.

Sadly Thuy passed away just before her 20th birthday. Her legacy lives on, Xuan is one of the many



*Xuan introduces me to one of her friends*



*Busy craft and activity room*



*Ray of sunshine - the ceiling in Thuy's living room*

# My Vietnam Experience continued



volunteers that spend time with the children and families at the hospital each day. It was an honour to meet Thuy's parents while I was visiting Ho Chi Minh City in January this year. I visited their home and saw the paintings on the walls and ceiling that they have left in memory of their daughter. I was asked by Thuy's father to write a message on the wall, praying for a cure for this wicked disease. It was very emotional to read the many messages from visitors and dignitaries that have visited. Thuy's family were amazing to meet, and I enjoyed time visiting with them at their home and their little street cafe located a stones throw from their front door.

The foundation is still working with the hospital and the children's unit to help the families that need assistance during such a difficult time. It was though Xuan's passion that I was able to see she is working very hard for a cause she believes in just like Thuy before her. Making sure the message reaches the people and businesses in Vietnam that these families need assistance.

I asked if there was anything we could do to help with her work? Humbly she said "you tell me!" One observation was that the children don't have much space for crafts or continuing their studies as all the money raised goes to help with the prescription medicines and making sure the families have enough to survive the time in the hospital. So we asked Xuan to come up with a proposal to rent space in the adjoining building for class room and craft facilities.

Photo Tour Trekkers is giving a portion of each seat sold on our Vietnam Tours, which is being matched by our tour partner Tourcan Vacations. This will give Xuan and her organization enough money for rent and supplies to help the children to continue to learn how to read and write while in hospital. To ensure this happens, ICS (Indo China Services) our travel partner in Vietnam will administrate the funds on our behalf.

I'm very excited about the opportunity to celebrate with the families in Vietnam, so we will be holding a family picnic in Sunflower park. Named in memory of Thuy when we visit Ho Chi Minh City. We will have opportunity to meet some of the families that have been helped by the foundation and their children. Xuan has also made arrangements for Thuy's father to join us at the picnic.

Life takes us on some pretty interesting journeys and it was not only an interesting journey but a great pleasure to meet Xuan and learn her story. I wish you all the best in life's endeavors Xuan.


One final note, since meeting Xuan earlier this year and continuing her volunteer work at the hospital she has taken a job with UNICEF world organization in Ho Chi Minh City,



*Leaving a message ...*



*A visit with Thuy's Father - Vivek, Xuan & James*



*Burning incense in memory with reporter & foundation officer*



*Vivek from Tourcan with Thuy's Mother*

# Festival of Northern Lights Christmas Tour

## Sunday December 8th, 2013

*The beauty of the Christmas Season will be soon be here and you are invited to join us as we experience the "Festival of Northern Lights" in Owen Sound, Ontario, Sunday December 8th, 2014.*



*Festival of Northern Lights*

Surrounded by 70,000 sparkling lights that illuminate the night skies, with a length of 25 km, from the harbour to Harrison Park ... you have reached the beautiful city on Georgian Bay and the home to the Festival of Northern Lights, Owen Sound. Complete with Horse and Carriage Rides sets the backdrop for great photography and a festive evening.

We will depart London mid afternoon allowing us to arrive in Owen Sound with enough time to photograph a beautiful waterfalls called Inglis Falls. This is located on the out skirts of the city.

Continuing into the city for dinner at the Harrison Park Inn, were we have organized a dinner for the group set inside the beautiful forest of Harrison Park.

After dinner Harrison Park will be our starting point for our Festival of Northern Lights photography. We will be providing instruction for night photography including a hand out on time exposure and night photography for you to keep as a handy reference.


We will then depart for the harbour and downtown Owen Sound continuing our photography tour and experience of the lights. While at the harbour we will have opportunity to photograph the MS Chi-Cheemaun surrounded by lights of the season. The harbour region offers some beautiful reflection opportunities. The trail of holiday lights follows the Sydenham River with walkways that take you through to the city centre. We will make also make a few lights highlight stops, for those who don't wish to do the walk. We will finish our evening with a stop to warm up and have a hot chocolate and coffee prior to our drive back to London.



*Harrison Park*



*Owen Sound*

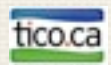


*Park over looking the Sydenham River*



*Harbour Reflections*

The cost of the tour is \$89.90 plus HST which includes motor coach to Owen Sound, Dinner at the Harrison Park Inn, Workshops and Hand outs. We look forward to sharing the festive lights with you in December. This tour will be available for booking beginning September 25th, 2013 on Photo Tour Trekkers website.



TICO Registration #50017274

# Iceland Photo Tour Wrap up ...



## **Iceland Photo Tour - July 5th to 13th, 2013**

Another great tour filled with the right combination of beautiful photo opportunities and great people to travel with. Vanessa and I would like to thank everyone that traveled with us to the land of Fire and Ice.

Our tour began in Reykjavik and followed Hwy One around the what is called the golden circle of the Island. We visited many beautiful waterfalls, a geyser flat, glaciers and photographed the ice bergs on glacial Lake Jokulsarlon.

A special thanks to my Ottawa co-host Vanessa Dewson, it was great to travel with you, and thanks for sharing your photographic skills with the group. Vanessa's next tour is Yosemite & San Francisco in '14.

These are just a few of the images from our tour, I've included a link to our Iceland Blog if you would like to see images from the tour.

Gone but not forgotten, we will be hosting a Northern Lights photo tour to Iceland in February of 2015.



*Geysir Iceland*

Iceland Blog Link:

<http://phototourtrekkers.com/blog/iceland-2013-photo-tour-blog/>



*Puffins North Coast - by Dean Robinson*



*Sanford & Dean Blue Lagoon*



*Icelandic Horses*



*Iceland 2013 Group Photo*

# 5 Elements for making a great image by James Cowie

We have all said it before, “I was at the right place at the right time and it all came together to create this image”. The question is what all came together and do all photographers know how to get there? It is hard and rare we capture that one image that has it all together. After all if it was that easy we would not go out and create more images. So lets take a few minutes a look at the 5 elements that make up a great image. The more aware you are of the details in elements the more you will consider them when taking photographs.

So we will start with light, which is the fundamental element of all photographs. We need light to illuminate our subject or landscape. It does not matter if it is artificial or natural, it's the quality and direction that is important. The light you choose sets the mood within your image and can highlight key subjects within your photo. Light also adds texture and a sense of depth to your image by adding a mix of highlights and shadows. We could go on for hours about light, but as an element of your photography it is important to note it is your most important tool to make better quality and impacting images. So much of the story within your image is told by the light. Just think of any sunrise or sunset image that you have taken the time to stop and really look at ... the photographer accomplished this by evoking an emotion in you with the light.



The warm light of the oil lamp in this image,

adds to the emotion of the pilgrims praying on the banks of the Ganges in Varanasi, India.

The next element is colour, and it is responsible for setting the mood of your image. Do you want to portray sad, excitement or add a sense of mystery to your shot. Think of the spectrum of colour and what different colours do or say to a set of emotions. Again in reference to the pilgrim image the orange glow adds a sense of reverence and warmth to the image.

The third element is the moment. Capturing the one moment in time with everything comes together to make the shot. Six people can pass by the same scene, but it's all about looking for the moment when everything comes together to turn it into a great image. What ever your subject it some how must interact with you the photographer and create the moment. The sunrise image below



is a great example of the elements coming together. The sun rising over the tundra just outside of Churchill highlighting the frost on the grass in the foreground. Now combine that with the touch of blue colour in the image and you also add the feeling of “cold”.

The fourth element of a great image is composition. It is important to have the moment but you must make sure it is composed in a way that it brings everything together and stands out



## 5 Elements for making a great image continued ...

to catch the eye of the viewer. We all know there are many rules and guidelines that set up a good composition, but it is still up to you the photographer to find whatever it is within your viewfinder that makes the composition come alive. This is where your talent shines through, be unique and most important train your eye to see the detail and not the big picture. Add a little depth to your image by well placed items in the foreground and compose them in a fashion that leads the viewer's eye into the background. The image below of the Vietnamese lady selling steamed corn in the



market, was one of those split second shots. I purposely left in a the curb as a leading line and I also was careful to make sure both subjects interacted well with the background of arches and pillars. In this image I feel the element of colour ties it all together. The fifth element is distance you choose to be from your subject. This element will not only affect your subject but also how you

interact with your subject. Obviously this takes on a different role with a landscape image but the principals are the same. You must determine the focal length to use in order to capture the most important parts of the image. Keep in mind the creative eye finally determines what makes up the correct distance. Get close then even closer was a mantra of one of my photographer mentors would say and it still holds true today. Every photographer finds a focal length or a zoom lens they enjoy using. Don't be afraid to experiment. Sometimes using a longer zoom lens in a situation where you would normally use a wider angle lens may yield some great results. Also remember don't be shy, engage your subject. You can't be afraid of rejection if they say no. Most times folk are flattered you asked to take their image, they will be curious about your story and what you do too. After I commented on how beautiful this lady's grand daughter was, she wanted me to take their photo, and the awkward moment was gone.



With a little practice considering the five elements will just happen as you look through the viewfinder. For the sake of exercise, study other photographers work and see how many of the five elements applied and how many you recognize. And as always make sure you have fun with it, if you are enjoying what you do ... it will show.



### **Ireland Photo Tour - Aug 17th to Sept 1st, 2013**

Wow ... I don't know where to start, first of all two weeks went by in a click of a shutter. We visited some beautiful locations both in the south and north of Ireland, everywhere the group went we were met with friendly people wanting to know all about what we were doing.

I think the most memorable and fun conversation was with two nuns from the Sisters of Mercy in Dundak. They were in Carlingford for a day in the countryside. They even commented that they would pray for my jokes to get better, THAT part I did not understand.

While in Belfast we had a private night at Titanic Exhibit, another great experience and a beautiful dinner in the Bridge Lounge which is a beautiful glassed in reception and dinner hall at the top of the Titanic Exhibit building. We were told it was designed to look over the harbour and slipways where the Titanic was built and is at the same elevation as if you were standing on the bridge of the Titanic.

We wrapped up our tour with three days in Dublin, visiting Trinity College, the Book of Kells, Guinness and St. Patricks Cathedral. Many KM's were put on the hiking shoes as we walked the interesting streets and river banks of this beautiful city.

A thanks to my co-host Dave Chidley for all his help during the tour and endless sharing of photo ideas and OK jokes. A special thanks to Drew Climie who traveled with us and was helping behind the scenes during the tour. Most importantly all the photographers that joined us, it was great to travel with you and we all had much fun sharing the adventure as you did experiencing it.

Trekkers next tour is to Namibia in October. Be sure to follow our photo blog as we take the road less traveled spending 14 days photographing the coastlines, sand dunes and wild life of Namibia. If you missed our Ireland photo blog please follow the link below.

Iceland Blog Link:

<http://phototourtrekkers.com/blog/ireland-photo-tour-blog/>



Steve League Cliffs - Dave Chidley



Kylemore Abbey - James Cowie



Ireland 2013 Photo Tour Group - Dave Chidley

## Future Tours / Current Tour Updates



### ***Current Tours and travel projects we are working on ...***

*Listed below is space availability on our current tours and updates of some of the photo tours preparing to depart and in the planning stages.*

### **Tours space available for booking ...**

Namibia Photo Tour - October 23rd to Nov 7th, 2013 - Call to check for space.

Vietnam & Cambodia Photo Tour - Feb 20th to Mar 6th, 2014 - Available for booking

Vietnam & Cambodia - Photo Tour - April 3rd to 17th, 2014 - Available for booking

### **Upcoming Tours ...**

Festival of Northern Lights - Sunday Dec 8th, 2013 - Booking will open September 25th

Yosemite and San Francisco - April 24th to May 3rd, 2014 - Booking will open October 11th

Chicago Weekend Photo Tour - May 9th to 11th, 2014 - Booking will open November 12th, 2013

The Outer Hebrides Scotland - May 26th to June 7th, 2014 - Booking will open September 27th

Sable Island - May 2014 - (limited to group of 8) - Completing travel arrangements

Queen Charlotte Islands - July 2014 - Booking will open October 15th

Tuscany Photo Tour - Sept 25th to Oct 11th, 2014 - Completing travel arrangements

Machu Picchu - October 31st to November 14th, 2014 - Completing travel arrangements

### **Outer Hebrides Scotland : May 25th to June 8th, 2014**

“Near the sea, we forget to count the days” The Outer Hebrides is one of the most amazing locations to photograph and visit. A variety of rolling landscapes and some of the most amazing views, there are few comparable places to captivate the senses and the imagination. The unique culture, hospitality and absolute freedom, Scotland does it right.

On this tour you will have opportunity to explore, experience and photograph Glasgow, the Isle of Skye, Stornaway, Benbecula, Barra, Oban, Tobermory on the Isle of Mull. Visit beautiful Edinburgh, travel the whiskey trail, fishing villages, distilleries, and the experience of traditional Scotland. We will be working with MacPherson Motor Coach, their knowledge of Scotland and hospitality is the best.

**Please** note if you are interested in receiving advance notice or having space held on one of our future photo tours, please visit the future tours page on the Trekkers Website and leave us your contact information.

<http://phototourtrekkers.com/tours/future-tours/>

All our tours can be booked online by visiting [www.PhotoTourTrekkers.com](http://www.PhotoTourTrekkers.com) then click on the tour registration. Once your registration is filled out, we will contact you in regards to any final details. If you have any questions please contact us 519-679-8520 or toll free 866-614-7717, James at ext 2223 and Shari at ext 2231.



TICO Registration #50017274

# 2013 / 2014 Photo Tours



Two Photo Tours  
February & April 2014

## Summary Page of Current and Future Photo Tours:

### Namibia Photo Tour

October 23rd to Nov 7th, 2013

Africa at its best this trek will reward photographers with beauty beyond belief. The Namibia desert is to be experienced besides photographed and the safaris will never be forgotten. This tour is now available for booking, the cost is \$8080 CAD plus tax of \$739 based on double occupancy.

### Festival of Northern Lights Tour Sunday December 8th, 2013

Start the Christmas Season with an evening of Christmas Light photography in Owen Sound. The cost of this tour is \$89.90 plus HST and will be available for booking commencing Sept. 24th, 2013.

### Vietnam and Cambodia two tours February 20th to March 6th, 2014 April 3rd to 17th, 2014

Experience the landscape and culture of Asia on our photo tour to Vietnam and Cambodia. Highlights will be an overnight cruise on Ha Long Bay, the beautiful markets of Hoi An, and working with a local photographer to capture the essence of this beautiful country. The cost of our tour

tour to Vietnam & Cambodia is \$6499.00 plus \$390.00 air tax based on double occupancy. Single supplement also available. This tour is now available for booking.

### Outer Hebrides Scotland May 25th to June 8th, 2014


The highlands of Scotland offer up some of the most beautiful photo opportunities when visiting the British Isles. The full details and cost of the tour will be released Sept. 27, 2014.

**April 2014 Yosemite / San Francisco**  
**May 2014 Chicago Weekend Tour**  
**May 2014 Sable Island Photo Tour**  
**July 2014 Queen Charlotte Islands**  
**September 2014 Tuscany Photo Tour**  
**October 2014 Machu Picchu**

### Future Projects 2015 and beyond:

Guatemala February 2015  
Israel April 2015  
Galapagos Islands & Quito June 2015  
Kenya & Tanzania Sep-Oct 2015

Watch our October Newsletter for our upcoming Winter Workshop Schedule.



Namibia Photo Tour  
Oct 23rd - Nov 7th, 2013



Outer Hebrides Scotland  
May 25th to June 8th, 2014

Tuscany Photo Tour - Sept 2014



### Booking your Photo Tour

Booking one of our photo adventures only takes a few minutes and is quick and easy with our online booking form.

[www.PhotoTourTrekking.com](http://www.PhotoTourTrekking.com)

Select the tour you wish to join from the main page then once you have reviewed the tour click on the register link and you are set to join us on the trek.

### Contact Information:

1-866-614-7717

1-519-679-8520

James Cowie ext. 2223

Shari Parker ext. 2231

If you are interested in one of our future tours please send us advance notice to reserve space to [jcowie@carlsonwagonlit.com](mailto:jcowie@carlsonwagonlit.com) or fill out an advanced notice request on the Future Tours page by visiting Photo Tour Trekkers website.



TICO Registration #50017274

Tour Details, Dates, Brochures and On-line booking available at [www.PhotoTourTrekking.com](http://www.PhotoTourTrekking.com)